

### Basic features

Approval/Conformity	CE UKCA cULus WEEE
---------------------	-----------------------------

### Electrical connection

Connection	M12x1-Male, 4-pin, A-coded
Polarity reversal protected	yes
Short-circuit protection	yes

### Electrical data

Current draw max.	30 mA
Load cycles	100 mil.
Operating voltage Ub	18...30 VDC
Output current max.	250 mA
Protection class	III
Switching cycles min.	100 mil.
Switching frequency	200 Hz

### Environmental conditions

Ambient temperature	-25...85 °C
Compensation temperature	-25...85 °C
EN 60068-2-27, Shock	500 g, 1 ms
EN 60068-2-6, Vibration	10 g, 25...2000 Hz
IP rating	IP67
Interference immunity	EN 61326-2-3: 2013
Media temperature	-40...125 °C
Noise emission	EN 61326-2-3: 2013
Storage temperature	-40...85 °C
Temperature coefficient typ.	≤ ±0.5 % FSO/10K

### Functional safety

MTTF (40 °C)	661 a
--------------	-------

### IO-Link

IO-Link Profil IDs	0x0001 SSP0
--------------------	-------------

### Interface

Interface	IO-Link 1.1
Switching output	PNP normally open/normally closed (NO/NC)

### Material

Connector housing, material	Nickel-plated brass
Gasket, material	FKM
Housing material	1.4301 stainless steel
Measuring cell, material	Ceramic Al <sub>2</sub> O <sub>3</sub>
Process connection material	1.4301 stainless steel

### Mechanical data

Process connection	G 1/4" (DIN 3852)
Tightening torque max.	5 Nm
Weight	120 g

Pressure Sensors  
**BSP B005-DV004-D06S1A-S4**  
**Order Code: BSP00PM**



**Range/Distance**

Accuracy	±0.5 % FSO BFSL
Burst pressure	15 bar
Long-term stability max.	0.3 % FSO/year

Measuring range	0...5 bar
Overload pressure	12 bar
Resolution	≤ 12 bits
Response time max.	13 ms
Sampling rate	1 ms

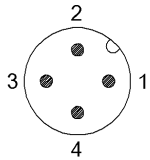
**Remarks**

vacuum-tight

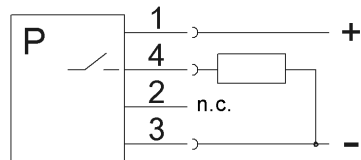
For more information about MTTF and B10d see MTTF / B10d Certificate

Indication of the MTTF- / B10d value does not represent a binding composition and/or life expectancy assurance; these are simply experiential values with no warranty implications. These declared values also do not extend the expiration period for defect claims or affect it in any way.

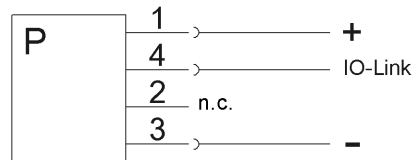
**Connector Drawings**



**Wiring Diagrams**



1)



2)

- 1) Standard mode
- 2) IO-Link mode